



KBF

Bag filter/strainer (Combination model)

G2" (optional G3"/G4") or DN 50 (optional 80/100)



ISO 9001:2015

Application areas

The KBF filter is used for the filtration of liquid media in industrial applications. Alternatively, the filter can be fitted with bags or a strainer insert. The filters are not approved for gases.



Brief description and function

KBF series filters are available as side outlet (see pict. 1–3) in a stainless steel version 1.4301 (SS304) and 1.4401/1.4408 (SS316). The filter consists of a filter vessel, height-adjustable frame (feet), strainer support, down-holding device and, optionally, the filter bag.

The medium enters the filter vessel through the side inlet and flows through a filter bag that is reinforced by a strainer support, from the inside to the outside. In addition to the recess and the down-holding device, the strainer support ensures that the filter bag is properly seated.

Notice:

The compatibility between medium and vessel or sealing material is the responsibility of the operator.

The design of the pressure vessel is based on a quasi-static operation (load cycle number ≤ 1000 according to AD 2000 Merkblatt S1, section 1.4). Max. Differential pressure inlet - outlet 2 bar.

Installation

The filter is installed in pipes by threaded sockets or flanges. Ensure that the filter is installed in a mechanically stress-free manner without additional loads. The medium to be filtered must enter the filter vessel through the upper flange. Incorrect installation can cause filter malfunctions and damage the filter cartridge.

Attention: Since this is a pressure vessel, make absolutely sure that the filter is depressurized before starting maintenance tasks. Comply with the safety and accident prevention guidelines required for the medium.

Commissioning/operating instructions

1. Slowly open the inlet/outlet valves.
2. Open the venting device in the cover until liquid escapes (in case of hazardous liquids, according to the data sheet for hazardous substances and only using protective equipment or additional vent lines).
3. Close the venting device.
4. Filter is ready for operation.

Cleaning

Attention: Since this is a pressure vessel, make absolutely sure that the vessel is depressurized before starting maintenance tasks. Comply with the safety and accident prevention guidelines required for the medium.

1. Depressurize the filter by venting or draining device.
2. Loosen the vessel cover bolting or quick opening device and remove the cover.
3. Drain the filter by using the draining device until the fill level is at least just below strainer support.
4. Pull out the strainer insert with the bag filter upwards off the filter vessel. Replace the bag filter.
5. When re-assembling the parts, make sure that the sealing elements are intact; they must be replaced if necessary.
6. In case the medium or operating conditions are changed, a conformity assessment according to PED EN 2014/68/EU must be carried out.

Technical data

Technical data		
	Standard version	Special versions or optional extras
Filter insert	Filter bag with strainer support	Cleanable strainer insert with stainless steel mesh
Filter mesh	All off-the-shelf bags 0.8–2,000 µm	Strainer insert 5–2,000 µm
Filter cap	Cover with eye bolts	–
Venting device	Screw/plug	Ball valve
Draining device	Screw/plug	Ball valve
Connection	Threaded sockets	Flange reducer, welded-on flange
Materials		
Housing and cover	1.4301/SS304/A2	1.4401/SS316/A4
Strainer support	1.4301/SS304/A2	1.4401/SS316/A4
Down-holding device	1.4301/SS304/A2	1.4401/SS316/A4
Cover seal	O-Ring: NBR	FPM, EPDM, PTFE
Eye bolt	1.4301/SS304/A2	–
Ring nut	1.4301/SS304/A2	–
Venting device	1.4301/SS304/A2	1.4401/SS316/A4
Draining device	1.4301/SS304/A2	1.4401/SS316/A4
Differential pressure display/cleaning display	Connections available	Visual, electrical
Surface interior		
Steel housing	Glass bead blasted	Electropolished
Surface exterior		
Steel housing	Glass bead blasted	Electropolished

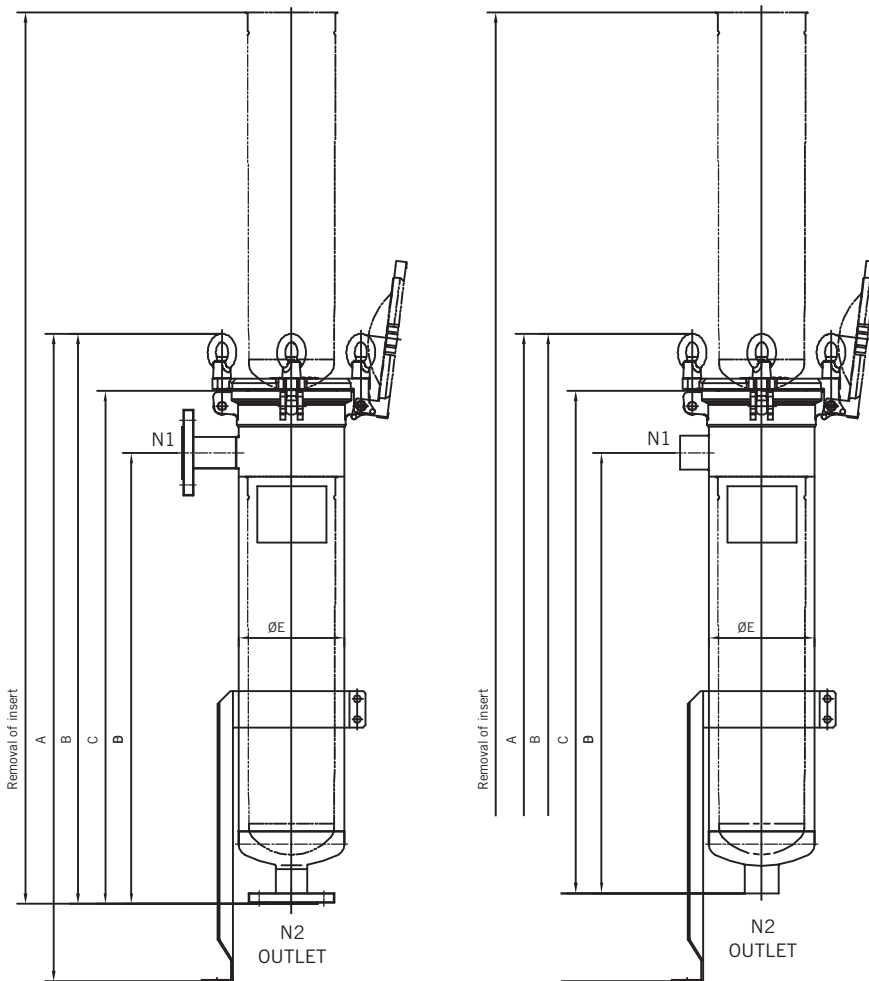
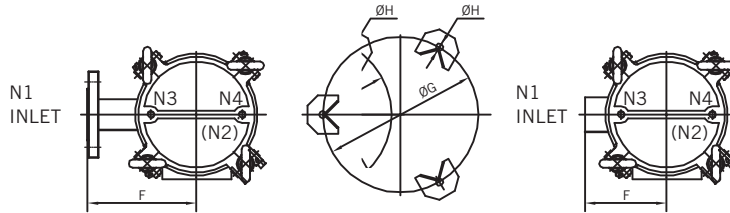
Accessory

We produce and deliver additional design and material variants on request.
We solicit your request.



Filterbag

Technical data and dimensions



KRÖNEFILTER.com SOLUTIONS IN FILTRATION	
Bau Nr.: comp. no.:	<input type="text"/>
Typ: type:	<input type="text" value="KBF"/>
min./max. zul. Druck (PS): min./max. pressure (PS):	<input type="text" value="10"/> bar
Prüfdruck: test pressure:	<input type="text" value="13"/> bar
min./max. zul. Temperatur (TS): min./max. temperature (TS):	<input type="text" value="0"/> <input type="text" value="80"/> °C
Volumen: volume:	<input type="text"/> L
Baujahr: year of construction:	<input type="text" value="2017"/>
<small>Krone Filter Solutions GmbH Industriestraße 19 28876 Oyten (Germany) Tel: +49 (0) 4207 98 769-0 Fax: +49 (0) 4207 98 769-27 www.krone-filter.com</small>	

Pict. 1: Side outlet with flange

Pict. 2: Bottom outlet with flange

Pict. 3: Type plate example

	A	B	C	D	ØE	F	ØG	ØH	Removal of insert
	mm	mm	mm	mm	mm	mm	mm	mm	mm
Side-outlet	1.249–1.439	1.099	990	885	200	210	300	14	1.720
Bottom-outlet	1.229–1.419	1.079	970	865	200	158	300	14	1.700

Product range

Self cleaning filter



- KAF® Self cleaning Bernoulli®-filter
- KRF Backflush-filter
- SCF Scraper filter

Single filter



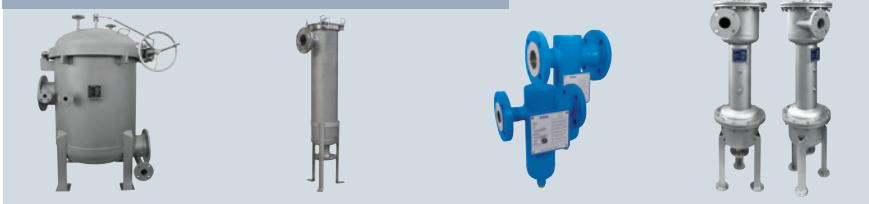
- KSF® Single basket filter (flanged)
- KMF Threaded basket filter
- KWF Welded/custom made basket filter
- KWF-Inline Inlet flange and outlet flange inline

Duplex filter




- KDF-K Duplex filter
- KDF-V Valve switch duplex filter
- KDF-VB Butterfly valve switch filter

Other filter solutions



- KBF Bag filter
- KOW Oil and water separator
- SEP Separator Centrifugal separator

Others / accessoires



- DeltaP Differential pressure indicator
- Contaminant level indicator
- Filterbags

Strainer inserts



- Basket strainers
- Ring strainers
- Wedged wire inserts



Krone Filter Solutions GmbH

Industriestrasse 19 | 28876 Oyten/Germany
Phone +49 4207 98769-0 | Fax +49 4207 98769-27
filter@krone-filter.com | www.krone-filter.com
www.shop.krone-filter.com


KRONEFILTER.COM
SOLUTIONS IN FILTRATION